



INDIAN SCHOOL AL WADI AL KABIR

MID-TERM ASSESSMENT REVISION WORKSHEET (2024-2025)

NAME:		DATE: __.09.2024
CLASS: II	SEC:	ROLL NO:
SUBJECT: COMPUTER SCIENCE		
PARENT'S SIGN:		TEACHER'S SIGN:

SECTION – A

I. Read the following statements carefully and circle the correct answer from the options given below.

1. The _____ is the processing device of a computer.

- a) IOP b) CPU c) PCU

2. What is the result after processing?

- a) input b) process c) output

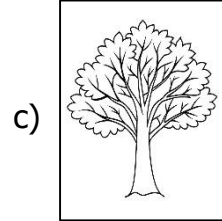

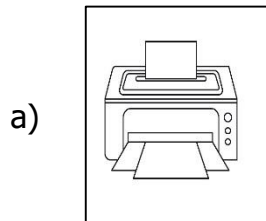
3. The computers which are used in our computer lab are called _____.

- a) desktops b) laptops c) mobiles

4. What is the correct sequence of the working of a computer?

- a) IOP b) POI c) IPO

5. Which of the following can take decisions on their own?



6. In a _____ , computers are used by the teachers to teach.

- a) school b) super market c) hospital

7. What is the output in making pizza?

a) hot pizza

b) baking

c) toppings

8. A mouse is an _____ device.

a) output

b) input

c) processing

9. The _____ has no feelings.

a) man

b) computer

c) woman

10. Which of the following is known as USB?

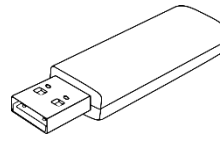
a)



b)



c)



II. Read the following statements carefully and write whether the following statements are True or False.

1. A computer works on the IPO cycle.

1. _____

2. A keyboard is used to type letters, numbers and symbols.

2. _____

3. A printer is an input device.

3. _____


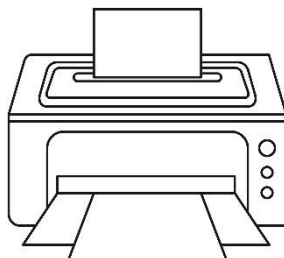
4. A computer never makes mistakes.

4. _____

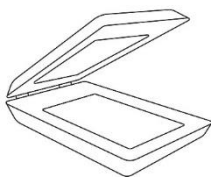
SECTION – B

III. Write the missing letters of the following words that denote the different parts of a computer.

1.

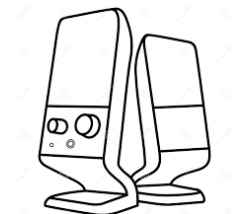


2.



S		A	N	N		R
---	--	---	---	---	--	---

3.



S	P		A	K	E		S
---	---	--	---	---	---	--	---

4.



H		R		D	I		K
---	--	---	--	---	---	--	---

IV. Complete the following IPO cycle by identifying as Input, Process or Output and write them in the blanks given below.



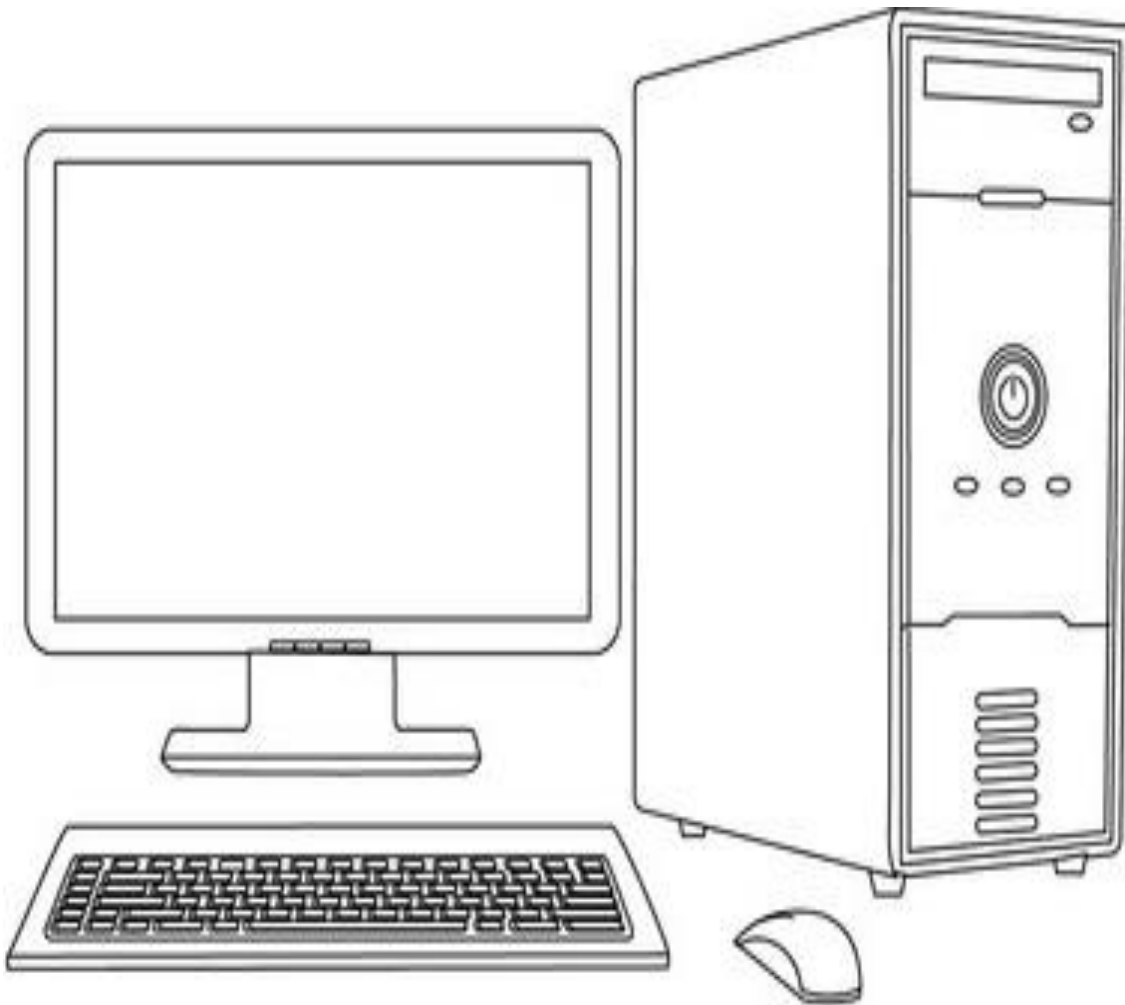





SECTION – C

V. Look at the following picture of the Computer and colour the different parts as directed below.

- 1.Input Device - Green Colour
- 2.Output Device – Yellow Colour
- 3.Processing Device – Blue Colour



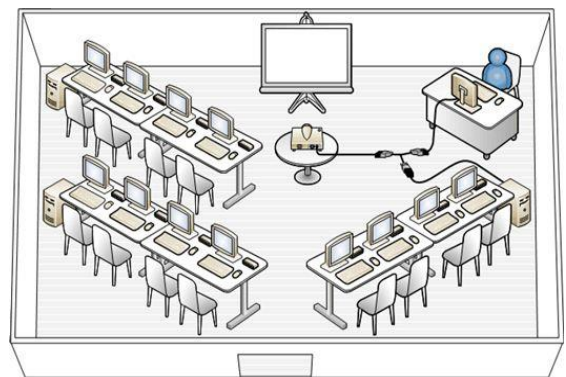
VI. Observe the following pictures carefully and colour the pictures in which computers can be used.



Watering the plant

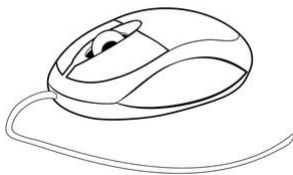


School

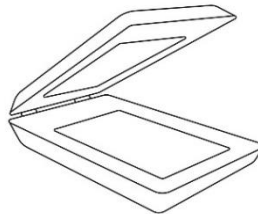


VII. Colour the device that you use in the computer lab during your practical period. (0.5)

(a) Mouse



(b) Scanner



(c) Printer

